

210

211

212

213

214

215

A

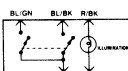
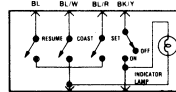
B

C

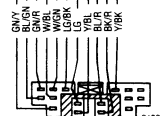
D

E

F

PANEL MOUNTED
COURTESY LAMP
(FOOT LAMP) RHWIPER/WASHER
SWITCH (REAR)HAZARD
FLASHER
SWITCHSPEED
CONTROL
LEVERSTOP SWITCH
(SPEED CONTROL)SPEED
CONTROL
AMPLIFIERSTOP LAMP
SWITCH

W
BL/W
BL/Y
BL/GN
BK/GN
BK/W
GN/W
BK
Y
GN/R
R/Y
Y/BK
R/W
Y/R
R/BK
W/GN
GN/W
P
BK/R
R/W
BK/W
W/Y
GN/W
LG
BL/R
BK/Y
R
BK
GN/R
W/GN
R/Y
BK/BL
BK/BL
BK/Y
BK
GN
GN/W
W/GN
W/BL
W
W/GN
R/W
GN/BK
BK/R
GN/W
BK/BL
BK/BL
BL/Y
GN/W
BK/BL
W/BK
R/GN
Y/W
W/R
W/BL
BK/R
BK/BL
GN/W
W/GN
BL/R
BL/Y
R/BL
Y/GN
Y/R
BR/BK
R/BL
GN/W
GN/BK
BL/R
R/BK

PANEL MOUNTED
COURTESY LAMP
(FOOT LAMP) LHZONE F-107
REAR OF ECA
UNDER CENTER
CONSOLEZONE F-108
REAR OF ECA
UNDER CENTER
CONSOLEA/C RELAY
NO. 1A/C RELAY
NO. 2ZONE F-346
AT JOINT
BOXZONE F-320
BELOW JOINT
BOX NEAR LH
INTERIOR
KICK PANEL

210

211

212

213

214

215